

Citrus Classic 2008

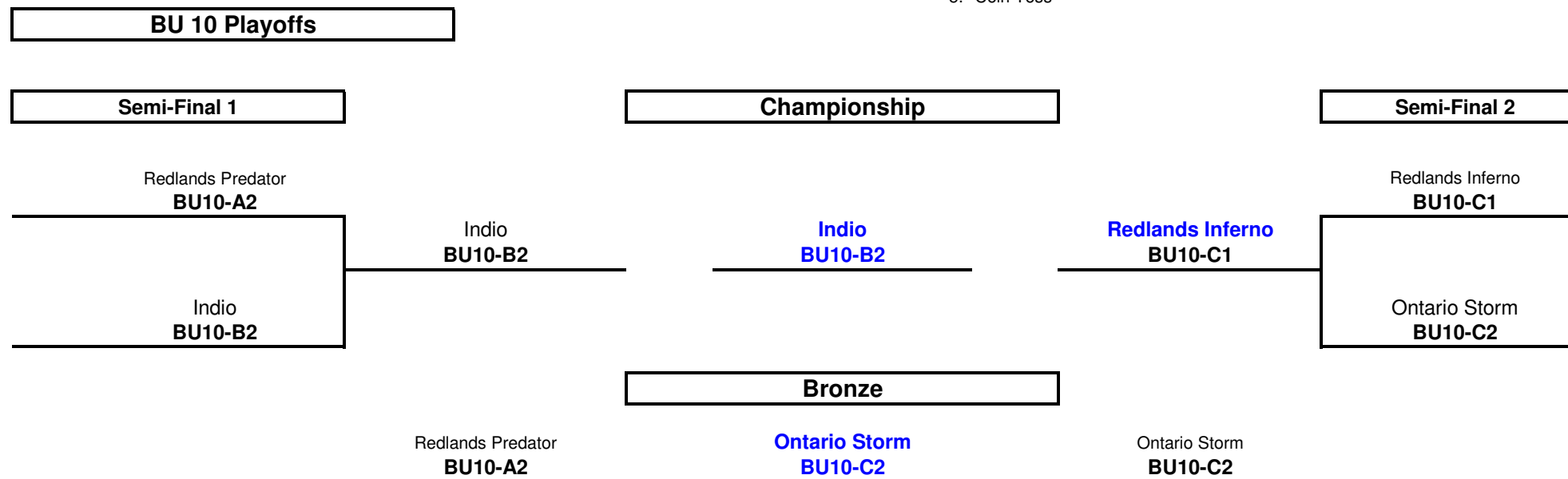
Boys Under 10 Pool Standings				Game #1			Game #2			Game #3			Total			
Team ID	Region	Team Name	Coach	Scored	Allowed	Points	Scored	Allowed	Points	Scored	Allowed	Points	Scored	Allowed	Points	Place
BU10-A1	583	South Ontario United	Zuniga	vs BU10-A4			vs BU10-A3			vs BU10-A2			5	5	18	2
				2	1	8	2	0	9	1	4	1				
BU10-A2	50	Redlands Predator	Lozano	vs BU10-A3			vs BU10-A4			vs BU10-A1			13	5	27	1
				4	3	9	5	1	9	4	1	9				
BU10-A3	67	Chino Arsenal	Perez	vs BU10-A2			vs BU10-A1			vs BU10-A4			3	11	3	4
				3	4	3	0	2	0	0	5	0				
BU10-A4	187	Moreno Valley Strikers	Cleary	vs BU10-A1			vs BU10-A2			vs BU10-A3			7	7	12	3
				1	2	1	1	5	1	5	0	10				
BU10-B1	50	Redlands Spartans	Loftin	vs BU10-B4			vs BU10-B3			vs BU10-B2			7	9	17	3
				5	1	9	2	1	8	0	7	0				
BU10-B2	813	Indio	Morales	vs BU10-B3			vs BU10-B4			vs BU10-B1			15	3	20	1
				1	2	1	7	1	9	7	0	10				
BU10-B3	443	La Quinta	Rodriguez	vs BU10-B2			vs BU10-B1			vs BU10-B4			9	3	19	2
				2	1	8	1	2	1	6	0	10				
BU10-B4	583	South Ontario	Mangelsdorf	vs BU10-B1			vs BU10-B2			vs BU10-B3			2	18	2	4
				1	5	1	1	7	1	0	6	0				
BU10-C1	50	Redlands Inferno	Campbell	vs BU10-C4			vs BU10-C3			vs BU10-C2			18	3	28	1
				5	1	9	8	0	10	5	2	9				
BU10-C2	66	Ontario/Montclair Storm	Jenegas	vs BU10-C3			vs BU10-C4			vs BU10-C1			16	5	22	2
				7	0	10	7	0	10	2	5	2				
BU10-C3	443	La Quinta	Sabol	vs BU10-C2			vs BU10-C1			vs BU10-C4			1	19	1	4
				0	7	0	0	8	0	1	4	1				
BU10-C4	215	Rowland Heights	Marquez	vs BU10-C1			vs BU10-C2			vs BU10-C3			5	13	10	3
				1	5	1	0	7	0	4	1	9				

Pool A 1st Place will play Pool B 1st Place at 12 pm on Sunday on Field 10 in a semi-final game.
 Pool C 1st Place will play Wild Card team at 12 pm on Sunday on Field 11 in a semi-final game.
 Semifinal game losers will play in Bronze Medal match at 2:30 pm on Field 12.
 Semifinal game winners will play in Championship match at 3:30 pm on Field 12.

Wild Card team is 2nd place team with highest Total Points.

In the event of a tie, use the following tie break procedure:

1. Head to Head
2. Fewest goals allowed
3. Fewest red and yellow cards
4. Highest goal differential (max. 3 per game)
5. Coin Toss



Citrus Classic 2008

Girls Under 10 Flight #1 Pool Standings				Game #1			Game #2			Game #3			Total			
				Scored	Allowed	Points	Scored	Allowed	Points	Scored	Allowed	Points	Scored	Allowed	Points	Place
GU10-A1	443	La Quinta Lightning	Levine	vs GU10-A4			vs GU10-A3			vs GU10-A2			3	8	3	4
				0	2	0	2	3	2	1	3	1				
GU10-A2	66	Ontario/Montclair Ice Breakrz	Martinez	vs GU10-A3			vs GU10-A4			vs GU10-A1			11	4	21	2
				6	0	10	2	3	2	3	1	9				
GU10-A3	50	Redlands	Brayton	vs GU10-A2			vs GU10-A1			vs GU10-A4			3	11	9	3
				0	6	0	3	2	9	0	3	0				
GU10-A4	215	Rowland Heights Revolution	Clark	vs GU10-A1			vs GU10-A2			vs GU10-A3			8	2	28	1
				2	0	9	3	2	9	3	0	10				
GU10-B1	67	Chino Fusion	Cardenas	vs GU10-B4			vs GU10-B3			vs GU10-B2			4	18	3	4
				0	7	0	0	6	0	4	5	3				
GU10-B2	136	Fontana No Fear	Quiroga	vs GU10-B3			vs GU10-B4			vs GU10-B1			5	7	9	3
				0	1	0	0	2	0	5	4	9				
GU10-B3	813	Indio Indio	Cardenas	vs GU10-B2			vs GU10-B1			vs GU10-B4			7	3	18	2
				1	0	8	6	0	10	0	3	0				
GU10-B4	47	Riverside Rebels	Smith	vs GU10-B1			vs GU10-B2			vs GU10-B3			12	0	29	1
				7	0	10	2	0	9	3	0	10				

Pool A 2nd Place will play Pool B 2nd Place in a Flight #1 Bronze Medal match at 1:30 pm on Sunday on Field 10.
 Pool A 1st Place will play Pool B 1st Place in a Flight #1 Championship match at 1:30 pm on Sunday on Field 11.

Pool standing is based on Total Points.
 In the event of a tie, use the following tie break procedure:
 1. Head to Head
 2. Fewest goals allowed
 3. Fewest red and yellow cards
 4. Highest goal differential (max. 3 per game)
 5. Coin Toss

GU 10 Playoffs Flight #1

Flight #1 Championship

Rowland Heights Revolution
GU10-A4

RH Revolution
GU10-A4

Riverside Rebels
GU10-B4

Flight #1 Bronze

Ontario
GU10-A2

Indio
GU10-B3

Indio
GU10-B3

Citrus Classic 2008

Girls Under 10 Flight #2 Pool Standings				Game #1			Game #2			Game #3			Total			
Team ID	Region	Team Name	Coach	Scored	Allowed	Points	Scored	Allowed	Points	Scored	Allowed	Points	Scored	Allowed	Points	Place
GU10-C1	24	Downey United	Bankhead	vs GU10-C4			vs GU10-C3			vs GU10-C2			7	3	23	1
				2	2	5	3	0	10	2	1	8				
GU10-C2	443	La Quinta Star Vipers	Tristan	vs GU10-C3			vs GU10-C4			vs GU10-C1			3	4	10	3
				0	0	4	2	2	5	1	2	1				
GU10-C3	65	Rancho Cucamonga Flames	Hernandez	vs GU10-C2			vs GU10-C1			vs GU10-C4			2	6	6	4
				0	0	4	0	3	0	2	3	2				
GU10-C4	50	Redlands Spirit	Stencil	vs GU10-C1			vs GU10-C2			vs GU10-C3			7	6	19	2
				2	2	5	2	2	5	3	2	9				
GU10-D1	1200	Cathedral City Earthquakes	Cole	vs GU10-D4			vs GU10-D3			vs GU10-D2			5	5	18	2
				3	1	9	0	4	0	2	0	9				
GU10-D2	31	Diamond Bar Purple Pythons	Gamboa	vs GU10-D3			vs GU10-D4			vs GU10-D1			2	6	2	4
				2	3	2	0	1	0	0	2	0				
GU10-D3	18	Manhattan Beach	Henry	vs GU10-D2			vs GU10-D1			vs GU10-D4			11	3	28	1
				3	2	9	4	0	10	4	1	9				
GU10-D4	583	South Ontario Galaxy	Martinez	vs GU10-D1			vs GU10-D2			vs GU10-D3			3	7	10	3
				1	3	1	1	0	8	1	4	1				

Pool C 2nd Place will play Pool D 2nd Place in a Flight #2 Bronze Medal match at 3:30 pm on Sunday on Field 10.
 Pool C 1st Place will play Pool D 1st Place in a Flight #2 Championship match at 3:30 pm on Sunday on Field 11.

Pool standing is based on Total Points.
 In the event of a tie, use the following tie break procedure:
 1. Head to Head
 2. Fewest goals allowed
 3. Fewest red and yellow cards
 4. Highest goal differential (max. 3 per game)
 5. Coin Toss

GU 10 Playoffs Flight #2

Flight #2 Championship

Downey United
GU10-C1

Manhattan Beach
GU10-D3

Manhattan Beach
GU10-D3

Flight #2 Bronze

Redlands Spirit
GU10-C4

Redlands Spirit
GU10-C4

Cathedral City Earthquakes
GU10-D1

Citrus Classic 2008

Boys Under 12 Flight #1 Pool Standings				Game #1			Game #2			Game #3			Total			
				Scored	Allowed	Points	Scored	Allowed	Points	Scored	Allowed	Points	Scored	Allowed	Points	Place
BU12-A1	32	Upland Select	Durning	vs BU12-A4			vs BU12-A3			vs BU12-A2			6	2	25	1
				3	1	9	2	1	8	1	0	8				
BU12-A2	50	Redlands Poison	Kahn	vs BU12-A3			vs BU12-A4			vs BU12-A1			2	5	2	4
				1	2	1	1	2	1	0	1	0				
BU12-A3	393	Palmdale	Hernandez	vs BU12-A2			vs BU12-A1			vs BU12-A4			6	4	18	2
				2	1	8	1	2	1	3	1	9				
BU12-A4	443	La Quinta	Norbloom	vs BU12-A1			vs BU12-A2			vs BU12-A3			4	7	10	3
				1	3	1	2	1	8	1	3	1				
BU12-B1	813	Indio	Sanchez	vs BU12-B4			vs BU12-B3			vs BU12-B2			14	4	27	1
				4	1	9	6	2	9	4	1	9				
BU12-B2	187	Moreno Valley Forza	Zuniga	vs BU12-B3			vs BU12-B4			vs BU12-B1			6	4	15	2
				0	0	4	5	0	10	1	4	1				
BU12-B3	80	Palm Springs	Castillo	vs BU12-B2			vs BU12-B1			vs BU12-B4			7	7	15	3
				0	0	4	2	6	2	5	1	9				
BU12-B4	215	Rowland Heights	Diaz	vs BU12-B1			vs BU12-B2			vs BU12-B3			2	14	2	4
				1	4	1	0	5	0	1	5	1				

Pool A 2nd Place will play Pool B 2nd Place in a Flight #1 Bronze Medal match at 4:00 pm on Sunday on Field 9.
 Pool A 1st Place will play Pool B 1st Place in a Flight #1 Championship match at 5:15 pm on Sunday on Field 7.

Pool standing is based on Total Points.
 In the event of a tie, use the following tie break procedure:
 1. Head to Head
 2. Fewest goals allowed
 3. Fewest red and yellow cards
 4. Highest goal differential (max. 3 per game)
 5. Coin Toss

BU 12 Playoffs Flight #1

Flight #1 Championship

Upland Select
BU12-A1

Indio
BU12-B1

Indio
BU12-B1

Flight #1 Bronze

Palmdale
BU12-A3

MoValley Forza
BU12-B2

MoValley Forza
BU12-B2

Citrus Classic 2008

Boys Under 12 Flight #2 Pool Standings				Game #1			Game #2			Game #3			Total			
Team ID	Region	Team Name	Coach	Scored	Allowed	Points	Scored	Allowed	Points	Scored	Allowed	Points	Scored	Allowed	Points	Place
BU12-C1	3	Claremont United	Hernandez	vs BU12-C4			vs BU12-C3			vs BU12-C2			8	4	16	2
				1	1	4	2	3	2	5	0	10				
BU12-C2	443	La Quinta	Smith	vs BU12-C3			vs BU12-C4			vs BU12-C1			1	14	1	4
				0	5	0	1	4	1	0	5	0				
BU12-C3	6	San Pedro Patriots	Martinez	vs BU12-C2			vs BU12-C1			vs BU12-C4			10	3	27	1
				5	0	10	3	2	9	2	1	8				
BU12-C4	665	Victorville	Brewer	vs BU12-C1			vs BU12-C2			vs BU12-C3			6	4	14	3
				1	1	4	4	1	9	1	2	1				
BU12-D1	50	Redlands Juggernaut	Lewandowski	vs BU12-D4			vs BU12-D3			vs BU12-D2			0	5	4	4
				0	3	0	0	2	0	0	0	4				
BU12-D2	187	Moreno Valley Elite	Sanchez	vs BU12-D3			vs BU12-D4			vs BU12-D1			2	4	9	3
				1	3	1	1	1	4	0	0	4				
BU12-D3	65	Rancho Cucamonga Flames	Crittenden	vs BU12-D2			vs BU12-D1			vs BU12-D4			6	1	26	1
				3	1	9	2	0	9	1	0	8				
BU12-D4	37	Corona/Norco	Palochik	vs BU12-D1			vs BU12-D2			vs BU12-D3			4	2	14	2
				3	0	10	1	1	4	0	1	0				

Pool C 2nd Place will play Pool D 2nd Place in a Flight #2 Bronze Medal match at 6:30 pm on Sunday on Field 7.
 Pool C 1st Place will play Pool D 1st Place in a Flight #2 Championship match at 6:30 pm on Sunday on Field 8.

Pool standing is based on Total Points.
 In the event of a tie, use the following tie break procedure:
 1. Head to Head
 2. Fewest goals allowed
 3. Fewest red and yellow cards
 4. Highest goal differential (max. 3 per game)
 5. Coin Toss

BU 12 Playoffs Flight #2

Flight #2 Championship

San Pedro Patriots
BU12-C3

RC Flames
BU12-D3

RC Flames
BU12-D3

Flight #2 Bronze

Claremont United
BU12-C1

Corona
BU12-D4

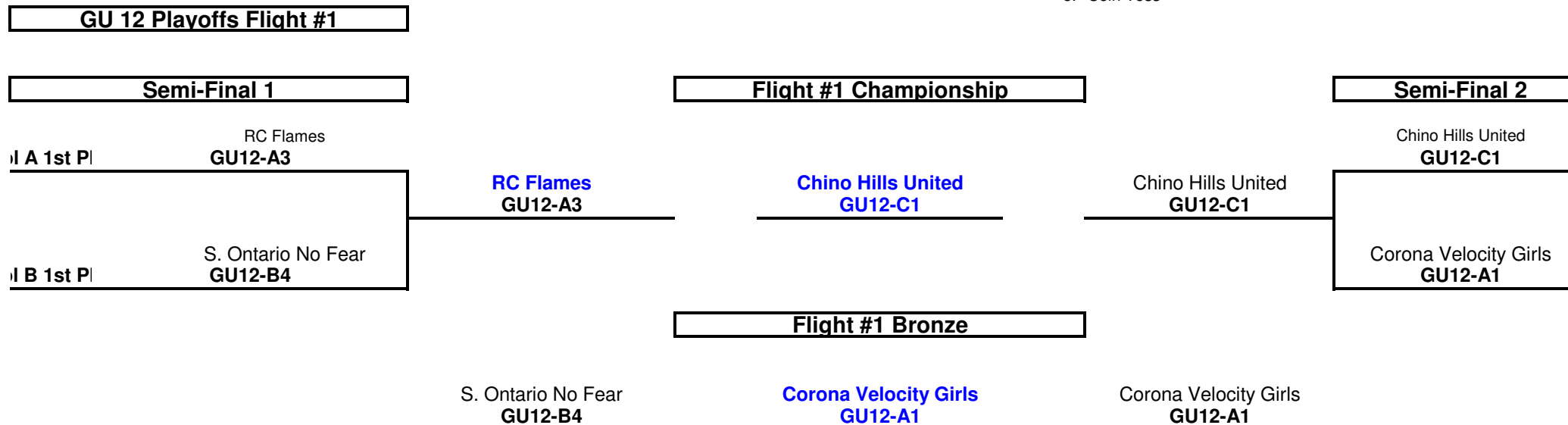
Corona
BU12-D4

Citrus Classic 2008

Girls Under 12 Flight #1 Pool Standings				Game #1			Game #2			Game #3			Total						
				Scored	Allowed	Points	Scored	Allowed	Points	Scored	Allowed	Points	Scored	Allowed	Points	Place			
GU12-A1	37	Corona/Norco Velocity Girls	Gil	vs GU12-A4	1	0	8	vs GU12-A3	0	1	0	vs GU12-A2	3	0	10	4	1	18	2
GU12-A2	878	Hesperia Net Rippers	Breitell	vs GU12-A3	0	4	0	vs GU12-A4	0	6	0	vs GU12-A1	0	3	0	0	13	0	4
GU12-A3	65	Rancho Cucamonga Flames	Robles	vs GU12-A2	4	0	10	vs GU12-A1	1	0	8	vs GU12-A4	1	0	8	6	0	26	1
GU12-A4	32	Upland United	Vickers	vs GU12-A1	0	1	0	vs GU12-A2	6	0	10	vs GU12-A3	0	1	0	6	2	10	3
GU12-B1	136	Fontana Dominators	Villela	vs GU12-B4	0	2	0	vs GU12-B3	0	1	0	vs GU12-B2	3	2	9	3	5	9	4
GU12-B2	50	Redlands Exterminator	Chang	vs GU12-B3	4	1	9	vs GU12-B4	0	2	0	vs GU12-B1	2	3	2	6	6	11	2
GU12-B3	47	Riverside Strikers	Kurd-Misto	vs GU12-B2	1	4	1	vs BU12-B1	1	0	8	vs GU12-B4	0	4	0	2	8	9	3
GU12-B4	583	South Ontario No Fear	Powell	vs GU12-B1	2	0	9	vs GU12-B2	2	0	9	vs GU12-B3	4	0	10	8	0	28	1
GU12-C1	779	Chino Hills United	Babcock	vs GU12-C4	2	0	9	vs GU12-C3	1	0	8	vs GU12-C2	3	0	10	6	0	27	1
GU12-C2	443	La Quinta	Tristan	vs GU12-C4	2	1	8	vs GU12-C4	0	1	0	vs GU12-C1	0	3	0	2	5	8	3
GU12-C3	106	Lakewood/Bellflower Razzmatazz	Wielt	vs GU12-C2	1	2	1	vs GU12-C1	0	1	0	vs GU12-C4	3	6	3	4	9	4	4
GU12-C4	80	Palm Springs Heat	La Salle	vs GU12-C1	0	2	0	vs GU12-C2	1	0	8	vs GU12-C3	6	3	9	7	5	17	2

Pool A 1st Place will play Pool B 1st Place at 11:30 am on Sunday on Field 7 in a semi-final game.
 Pool C 1st Place will play Wild Card team at 11:30 am on Sunday on Field 8 in a semi-final game.
 Semifinal game losers will play in Flight #1 Bronze Medal match at 4:00 pm on Field 7.
 Semifinal game winners will play in Flight #1 Championship match at 4:00 pm on Field 8.

Wild Card team is 2nd place team with highest Total Points.
 Pool standing is based on Total Points.
 In the event of a tie, use the following tie break procedure:
 1. Head to Head
 2. Fewest goals allowed
 3. Fewest red and yellow cards
 4. Highest goal differential (max. 3 per game)
 5. Coin Toss

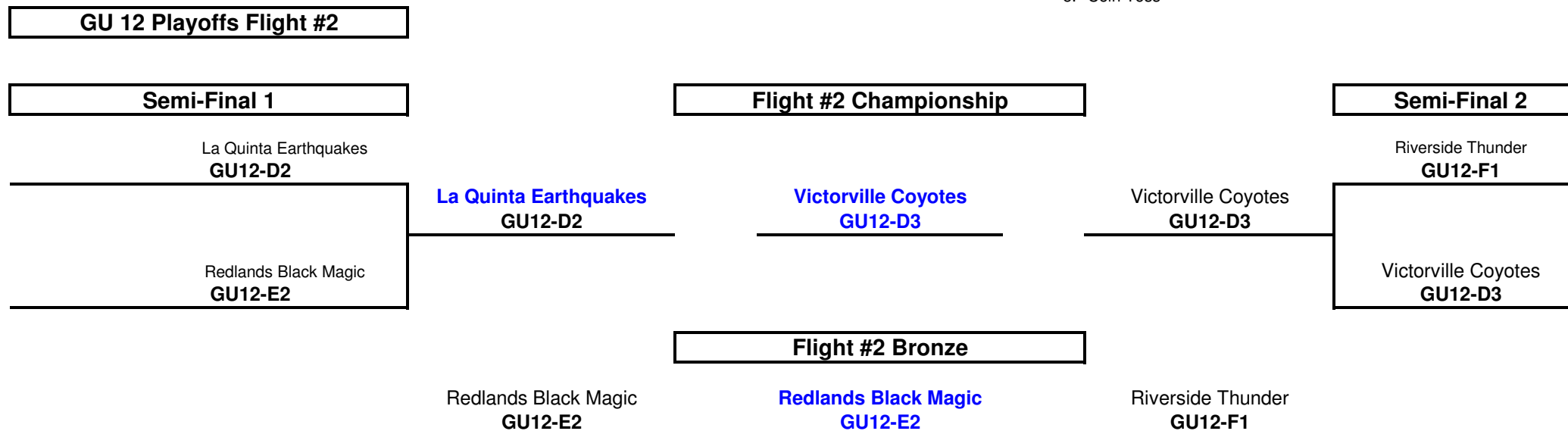


Citrus Classic 2008

Girls Under 12 Flight #2 Pool Standings				Game #1			Game #2			Game #3			Total			
Team ID	Region	Team Name	Coach	Scored	Allowed	Points	Scored	Allowed	Points	Scored	Allowed	Points	Scored	Allowed	Points	Place
GU12-D1	37	Corona/Norco Revolution	Thompson	vs GU12-D4			vs GU12-D3			vs GU12-D2			1	3	8	3
				1	0	8	0	2	0	0	1	0				
GU12-D2	443	La Quinta Earthquakes	Trevino	vs GU12-D3			vs GU12-D4			vs GU12-D1			4	0	25	1
				1	0	8	2	0	9	1	0	8				
GU12-D3	665	Victorville Coyotes	Munoz	vs GU12-D2			vs GU12-D1			vs GU12-D4			5	2	18	2
				0	1	0	2	0	9	3	1	9				
GU12-D4	820	Menifee Maddness	Davis	vs GU12-D1			vs GU12-D2			vs GU12-D3			1	6	1	4
				0	1	0	0	2	0	1	3	1				
GU12-E1	154	Cypress	Torres Sr.	vs GU12-E4			vs GU12-E3			vs GU12-E2			2	1	16	2
				2	1	8	0	0	4	0	0	4				
GU12-E2	50	Redlands Black Magic	Ferrero	vs GU12-E3			vs GU12-E4			vs GU12-E1			7	5	19	1
				4	2	9	3	3	6	0	0	4				
GU12-E3	130	San Bernardino Venom	Tuff	vs GU12-E2			vs GU12-E1			vs GU12-E4			3	7	7	4
				2	4	2	0	0	4	1	3	1				
GU12-E4	813	Indio	Monje	vs GU12-E1			vs GU12-E2			vs GU12-E3			7	6	16	2
				1	2	1	3	3	6	3	1	9				
GU12-F1	47	Riverside Thunder	Hawkins	vs GU12-F4			vs GU12-F3			vs GU12-F2			8	1	28	1
				2	1	8	3	0	10	3	0	10				
GU12-F2	215	Rowland Heights	Lane	vs GU12-F3			vs GU12-F4			vs GU12-F1			3	4	10	3
				3	0	10	0	1	0	0	3	0				
GU12-F3	583	South Ontario Killer Kleats	Zuniga	vs GU12-F2			vs GU12-F1			vs GU12-F4			1	13	1	4
				0	3	0	0	3	0	1	7	1				
GU12-F4	187	Moreno Valley Lady Arsenal	Weins	vs GU12-F1			vs GU12-F2			vs GU12-F3			9	3	18	2
				1	2	1	1	0	8	7	1	9				

Pool D 1st Place will play Pool E 1st Place at 1:45 pm on Sunday on Field 7 in a semi-final game.
 Pool F 1st Place will play Wild Card team at 1:45 pm on Sunday on Field 8 in a semi-final game.
 Semifinal game losers will play in Flight #1 Bronze Medal match at 5:15 pm on Field 8.
 Semifinal game winners will play in Flight #1 Championship match at 5:15 pm on Field 9.

Wild Card team is 2nd place team with highest Total Points.
 Pool standing is based on Total Points.
 In the event of a tie, use the following tie break procedure:
 1. Head to Head
 2. Fewest goals allowed
 3. Fewest red and yellow cards
 4. Highest goal differential (max. 3 per game)
 5. Coin Toss



Citrus Classic 2008

Boys Under 14 Flight #1 Pool Standings				Game #1			Game #2			Game #3			Total						
				Scored	Allowed	Points	Scored	Allowed	Points	Scored	Allowed	Points	Scored	Allowed	Points	Place			
BU14-A1	67	Chino United	Brown	vs BU14-A4	vs BU14-A3	vs BU14-A2	4	2	9	3	0	10	0	1	0	7	3	19	2
BU14-A2	31	Diamond Bar All Stars	Heath	vs BU14-A3	vs BU14-A4	vs BU14-A1	3	1	9	3	1	9	1	0	8	7	2	26	1
BU14-A3	443	La Quinta Barcelona	Massini	vs BU14-A2	vs BU14-A1	vs BU14-A4	1	3	1	0	3	0	1	2	1	2	8	2	4
BU14-A4	165	Mountain Resorts	Arentz	vs BU14-A1	vs BU14-A2	vs BU14-A3	2	4	2	1	3	1	2	1	8	5	8	11	3
1																			
BU14-B1	813	Indio	Briceno	vs BU14-B4	vs BU14-B3	vs BU14-B2	6	0	10	4	0	10	5	3	9	15	3	29	1
BU14-B2	462	Jurupa Boyz	Hernandez	vs BU14-B3	vs BU14-B4	vs BU14-B1	3	1	9	4	0	10	3	5	3	10	6	22	2
BU14-B3	65	Rancho Cucamonga Flames	Sweetland	vs BU14-B2	vs BU14-B1	vs BU14-B4	1	3	1	0	4	0	7	0	10	8	7	11	3
BU14-B4	50	Redlands Impact	Spridgeon	vs BU14-B1	vs BU14-B2	vs BU14-B3	0	6	0	0	4	0	0	7	0	0	17	0	4

Pool A 2nd Place will play Pool B 2nd Place in a Flight #1 Bronze Medal match at 4:00 pm on Sunday on Field 1.
 Pool A 1st Place will play Pool B 1st Place in a Flight #1 Championship match at 4:00 pm on Sunday on Field 2.

Pool standing is based on Total Points.
 In the event of a tie, use the following tie break procedure:
 1. Head to Head
 2. Fewest goals allowed
 3. Fewest red and yellow cards
 4. Highest goal differential (max. 3 per game)
 5. Coin Toss

BU 14 Playoffs Flight #1

Flight #1 Championship

Diamond Bar All Stars
BU12-A2

Indio
BU12-B1

Indio
BU12-B1

Flight #1 Bronze

Chino United
BU12-A1

Jurupa Boyz
BU12-B2

Jurupa Boyz
BU12-B2

Citrus Classic 2008

Boys Under 14 Flight #2 Pool Standings				Game #1			Game #2			Game #3			Total			
Team ID	Region	Team Name	Coach	Scored	Allowed	Points	Scored	Allowed	Points	Scored	Allowed	Points	Scored	Allowed	Points	Place
BU14C1	37	Corona/Norco	Gauger	vs BU14-C4			vs BU14-C3			vs BU14-C2			4	7	10	3
				3	1	9	1	4	1	0	2	0				
BU14C2	443	La Quinta Milan	Leon	vs BU14-C3			vs BU14-C4			vs BU14-C1			5	6	18	2
				0	4	0	3	2	9	2	0	9				
BU14C3	215	Rowland Heights	Gutierrez	vs BU14-C2			vs BU14-C1			vs BU14-C4			11	1	29	1
				4	0	10	4	1	9	3	0	10				
BU14C4	32	Upland Bombers	Aguirre	vs BU14-C1			vs BU14-C2			vs BU14-C3			3	9	3	4
				1	3	1	2	3	2	0	3	0				
BU14D1	889	Aliso Viejo Phantoms	Troup	vs BU14-D4			vs BU14-D3			vs BU14-D2			5	7	18	2
				2	6	2	2	1	8	1	0	8				
BU14D2	80	Palm Springs	Hall	vs BU14-D3			vs BU14-D4			vs BU14-D1			7	1	18	3
				6	0	10	1	0	8	0	1	0				
BU14D3	50	Redlands	Martinez	vs BU14-D2			vs BU14-D1			vs BU14-D4			1	12	1	4
				0	6	0	1	2	1	0	4	0				
BU14D4	583	South Ontario Real	Fregoso	vs BU14-D1			vs BU14-D2			vs BU14-D3			10	3	19	1
				6	2	9	0	1	0	4	0	10				

Pool C 2nd Place will play Pool D 2nd Place in a Flight #2 Bronze Medal match at 5:30 pm on Sunday on Field 3.
 Pool C 1st Place will play Pool D 1st Place in a Flight #2 Championship match at 5:30 pm on Sunday on Field 4.

Pool standing is based on Total Points.
 In the event of a tie, use the following tie break procedure:
 1. Head to Head
 2. Fewest goals allowed
 3. Fewest red and yellow cards
 4. Highest goal differential (max. 3 per game)
 5. Coin Toss

BU 14 Playoffs Flight #2

Flight #2 Championship

Rowland Heights
BU14-C3

S. Ontario Real
BU14-D4

S. Ontario Real
BU14-D4

Flight #2 Bronze

La Quinta Milan
BU14-C2

La Quinta Milan
BU14-C2

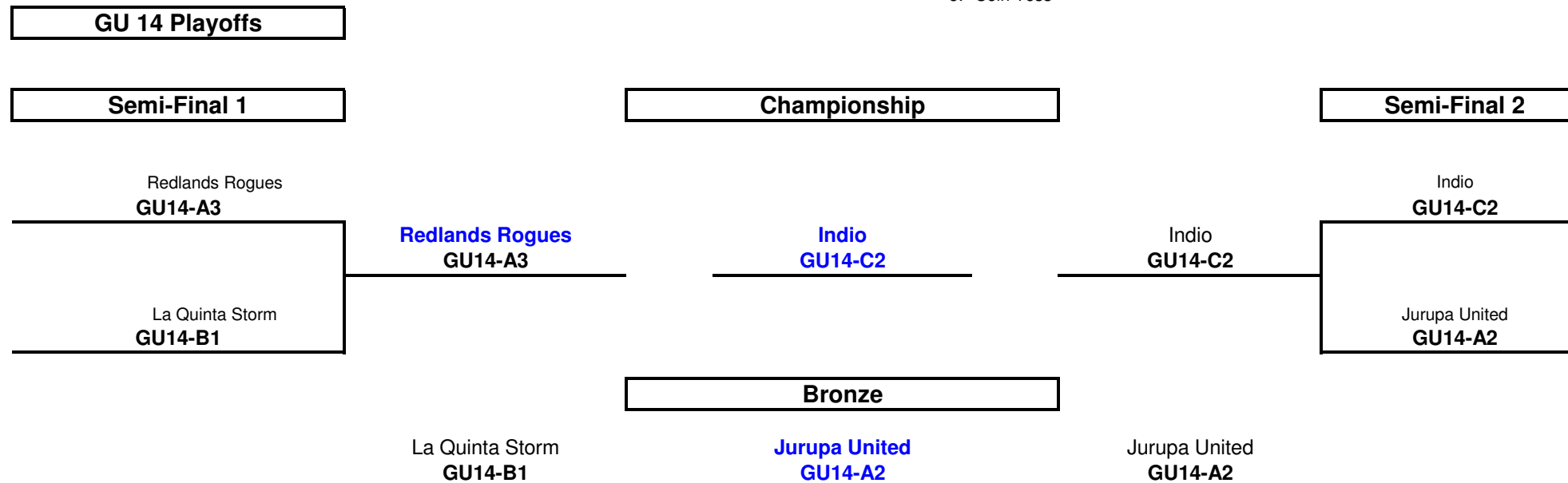
Aliso Viejo Phantoms
BU12-D1

Citrus Classic 2008

Girls Under 14 Pool Standings				Game #1			Game #2			Game #3			Total			
				Scored	Allowed	Points	Scored	Allowed	Points	Scored	Allowed	Points	Scored	Allowed	Points	Place
GU14-A1	31	Diamond Bar Rage	Schmidt	vs GU14-A3			vs GU14-A4			vs GU14-A2			1	10	1	4
GU14-A2	462	Jurupa United F.C.	Diaz	vs GU14-A4			vs GU14-A3			vs GU14-A1			9	3	22	2
GU14-A3	50	Redlands Rogues	Koon	vs GU14-A1			vs GU14-A2			vs GU14-A4			13	3	28	1
GU14-A4	47	Riverside Elite	Chavez	vs GU14-A2			vs GU14-A1			vs GU14-A3			3	10	9	3
GU14-B1	443	La Quinta	Castro	vs GU14-B4			vs GU14-B3			vs GU14-B2			5	2	21	1
GU14-B2	80	Palm Springs	McNulty	vs GU14-B3			vs GU14-B4			vs GU14-B1			6	4	18	2
GU14-B3	47	Riverside Stealth	Aceves	vs GU14-B2			vs GU14-B1			vs GU14-B4			3	5	10	3
GU14-B4	583	South Ontario Black Out	Lopez	vs GU14-B1			vs GU14-B2			vs GU14-B3			2	5	5	4
GU14-C1	3	Claremont	Willis	vs GU14-C4			vs GU14-C3			vs GU14-C2			8	6	17	3
GU14-C2	813	Indio	Sanchez	vs GU14-C3			vs GU14-C4			vs GU14-C1			7	3	23	1
GU14-C3	443	La Quinta	Rowe	vs GU14-C2			vs GU14-C1			vs GU14-C4			7	6	19	2
GU14-C4	820	Menifee	Scott	vs GU14-C1			vs GU14-C2			vs GU14-C3			1	8	1	4

Pool A 1st Place will play Pool B 1st Place at 1 pm on Sunday on Field 1 in a semi-final game.
 Pool C 1st Place will play Wild Card team at 1 pm on Sunday on Field 2 in a semi-final game.
 Semifinal game losers will play in Bronze Medal match at 5:30 pm on Field 1.
 Semifinal game winners will play in Championship match at 5:30 pm on Field 2.

Wild Card team is 2nd place team with highest Total Points.
 In the event of a tie, use the following tie break procedure:
 1. Head to Head
 2. Fewest goals allowed
 3. Fewest red and yellow cards
 4. Highest goal differential (max. 3 per game)
 5. Coin Toss



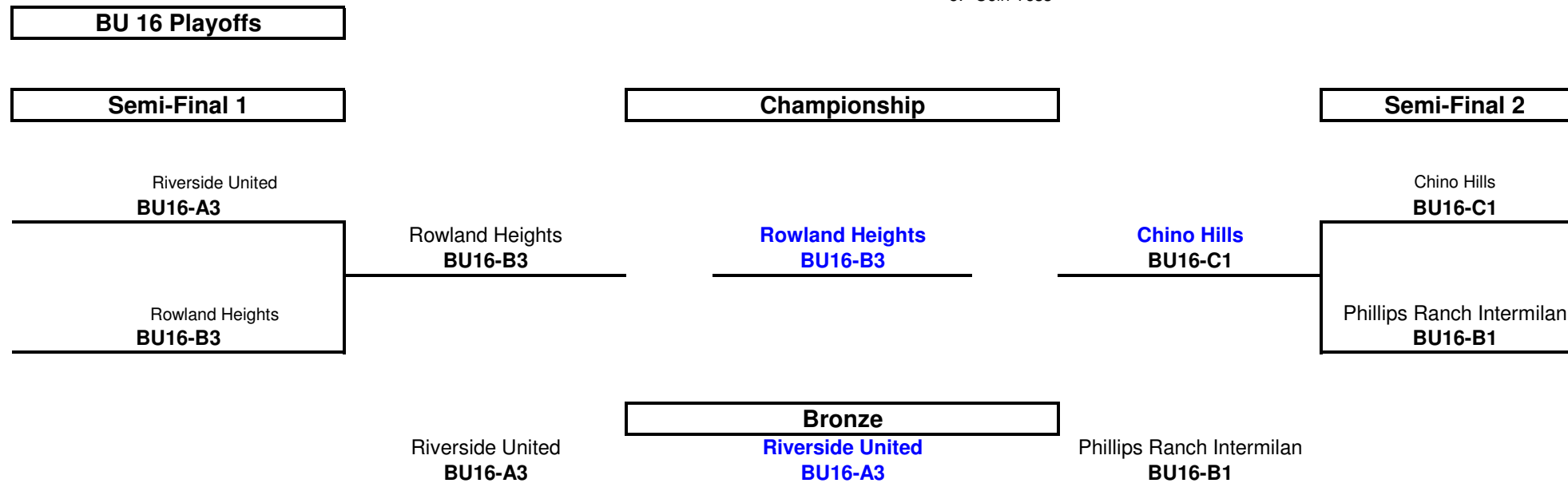
Citrus Classic 2008

Citrus Classic 2008

Boys Under 16 Pool Standings				Game #1			Game #2			Game #3			Total			
				Scored	Allowed	Points	Scored	Allowed	Points	Scored	Allowed	Points	Scored	Allowed	Points	Place
BU16-A1	779	Chino Hills	Lugo	vs BU16-A4			vs BU16-A3			vs BU16-A2			6	2	18	2
				2	1	8	1	1	4	3	0	10				
BU16-A2	50	Redlands Futbol Club	Coe	vs BU16-A3			vs BU16-A4			vs BU16-A1			1	6	5	3
				1	3	1	0	0	4	0	3	0				
BU16-A3	47	Riverside United	Palencia	vs BU16-A2			vs BU16-A1			vs BU16-A4			5	2	21	1
				3	1	9	1	1	4	1	0	8				
BU16-A4	583	South Ontario Extreme	Aguilar	vs BU16-A1			vs BU16-A2			vs BU16-A3			1	3	3	4
				1	2	1	0	0	4	0	1	0				
BU16-B1	661	Phillips Ranch Intermilan	Morales	vs BU16-B4			vs BU16-B3			vs BU16-B2			11	2	21	2
				6	0	10	1	1	4	4	1	9				
BU16-B2	50	Redlands	Negron	vs BU16-B3			vs BU16-B4			vs BU16-B1			2	11	5	3
				0	6	0	1	1	4	1	4	1				
BU16-B3	215	Rowland Heights	Tapia	vs BU16-B2			vs BU16-B1			vs BU16-B4			12	1	24	1
				6	0	10	1	1	4	5	0	10				
BU16-B4	32	Upland's Best	Gingena	vs BU16-B1			vs BU16-B2			vs BU16-B3			1	12	4	4
				0	6	0	1	1	4	0	5	0				
BU16-C1	779	Chino Hills Dream Team	Anderson	vs BU16-C4			vs BU16-C3			vs BU16-C2			6	2	22	1
				2	0	9	3	1	9	1	1	4				
BU16-C2	88	Glendale	Angell	vs BU16-C3			vs BU16-C4			vs BU16-C1			3	1	17	2
				0	0	4	2	0	9	1	1	4				
BU16-C3	23	Hacienda Heights HH23	Luzuriaga	vs BU16-C2			vs BU16-C1			vs BU16-C4			3	3	14	3
				0	0	4	1	3	1	2	0	9				
BU16-C4	820	Menifee Relentless	Martinez	vs BU16-C1			vs BU16-C2			vs BU16-C3			0	6	0	4
				0	2	0	0	2	0	0	2	0				

Pool A 1st Place will play Pool B 1st Place at 11:45 am on Sunday on Field 1 in a semi-final game.
 Pool C 1st Place will play Wild Card team at 11:45 am on Sunday on Field 2 in a semi-final game.
 Semifinal game losers will play in Bronze Medal match at 4:00 pm on Field 3.
 Semifinal game winners will play in Championship match at 4:00 pm on Field 4.

Wild Card team is 2nd place team with highest Total Points.
 In the event of a tie, use the following tie break procedure:
 1. Head to Head
 2. Fewest goals allowed
 3. Fewest red and yellow cards
 4. Highest goal differential (max. 3 per game)
 5. Coin Toss



Citrus Classic 2008

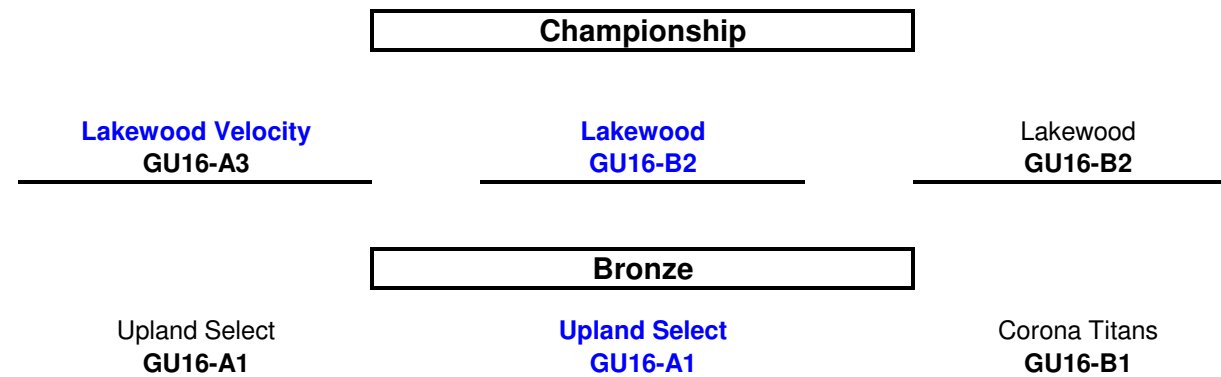
Citrus Classic 2008

Girls Under 16 Pool Standings				Game #1			Game #2			Game #3			Total			
Team ID	Region	Team Name	Coach	Scored	Allowed	Points	Scored	Allowed	Points	Scored	Allowed	Points	Scored	Allowed	Points	Place
GU16-A1	32	Upland Select	Munoz	vs GU16-A4			vs GU16-A3			vs GU16-A2			3	4	12	2
				1	1	4	0	2	0	2	1	8				
GU16-A2	393	Palmdale Mean-N-Green	Montes	vs GU16-A3			vs GU16-A4			vs GU16-A1			1	5	5	4
				0	3	0	0	0	4	1	2	1				
GU16-A3	106	Lakewood/Bellflower Velocity	Pernick	vs GU16-A2			vs GU16-A1			vs GU16-A4			7	1	27	1
				3	0	10	2	0	9	2	1	8				
GU16-A4	37	Corona/Norco Ice	Rios	vs GU16-A1			vs GU16-A2			vs GU16-A3			2	3	9	3
				1	1	4	0	0	4	1	2	1				
GU16-B1	37	Corona/Norco Titans	Gil	vs GU16-B4			vs GU16-B3			vs GU16-B2			3	2	17	2
				1	0	8	2	0	9	0	2	0				
GU16-B2	106	Lakewood/Bellflower	Dinney	vs GU16-B3			vs GU16-B4			vs GU16-B1			10	2	24	1
				6	0	10	2	2	5	2	0	9				
GU16-B3	820	Menifee Riot	Silva	vs GU16-B2			vs GU16-B1			vs GU16-B4			0	12	0	4
				0	6	0	0	2	0	0	4	0				
GU16-B4	50	Redlands Chaos	Medeiros	vs GU16-B1			vs GU16-B2			vs GU16-B3			6	3	15	3
				0	1	0	2	2	5	4	0	10				

Pool A 2nd Place will play Pool B 2nd Place in a Bronze Medal match at 4:00 pm on Sunday on Field 5.
 Pool A 1st Place will play Pool B 1st Place in a Championship match at 4:00 pm on Sunday on Field 6.

Pool standing is based on Total Points.
 In the event of a tie, use the following tie break procedure:
 1. Head to Head
 2. Fewest goals allowed
 3. Fewest red and yellow cards
 4. Highest goal differential (max. 3 per game)
 5. Coin Toss

GU 16 Playoffs



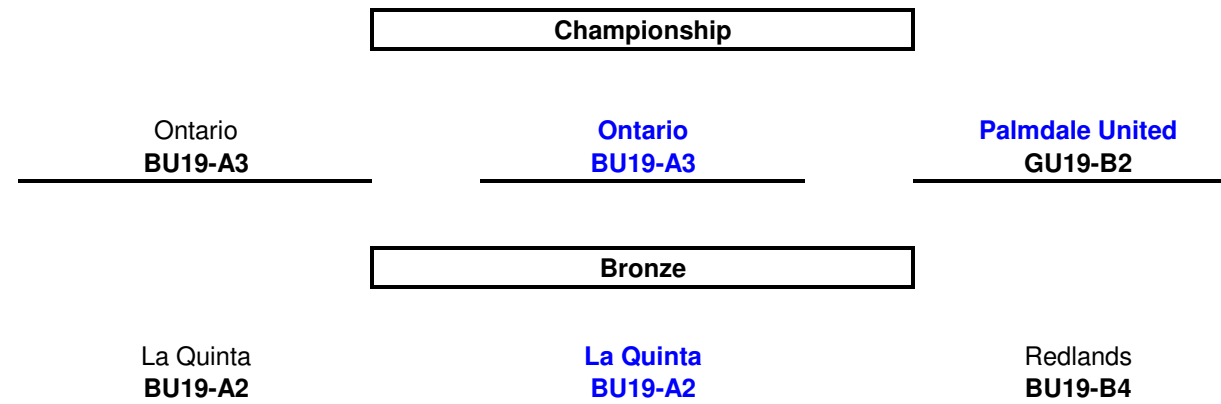
Citrus Classic 2008

Boys Under 19 Pool Standings				Game #1			Game #2			Game #3			Total			
Team ID	Region	Team Name	Coach	Scored	Allowed	Points	Scored	Allowed	Points	Scored	Allowed	Points	Scored	Allowed	Points	Place
BU19-A1	23	Hacienda Heights	Mejia	vs BU19-A4			vs BU19-A3			vs BU19-A2			2	1	13	3
				0	0	4	0	1	0	2	0	9				
BU19-A2	443	La Quinta	Schwartz	vs BU19-A4			vs BU19-A3			vs BU19-A1			6	6	14	2
				4	2	9	2	2	5	0	2	0				
BU19-A3	66	Ontario/Montclair	Guerrero	vs BU19-A1			vs BU19-A2			vs BU19-A4			8	2	19	1
				1	0	8	2	2	5	5	0	10				
BU19-A4	47	Riverside United	Lozano	vs BU19-A1			vs BU19-A2			vs BU19-A3			2	9	6	4
				0	0	4	2	4	2	0	5	0				
BU19-B1	820	Menifee Boyz	Gomez	vs BU19-B4			vs BU19-B3			vs BU19-B2			1	5	8	3
				0	1	0	1	0	8	0	4	0				
BU19-B2	393	Palmdale United	Comstock	vs BU19-B3			vs BU19-B4			vs BU19-B1			9	2	27	1
				4	2	9	1	0	8	4	0	10				
BU19-B3	65	Rancho Cucamonga Flames	Van Damme	vs BU19-B2			vs BU19-B1			vs BU19-B4			3	7	3	4
				2	4	2	0	1	0	1	2	1				
BU19-B4	50	Redlands	Cheney	vs BU19-B1			vs BU19-B2			vs BU19-B3			3	2	16	2
				1	0	8	0	1	0	2	1	8				

Pool A 2nd Place will play Pool B 2nd Place in a Bronze Medal match at 7:00 pm on Sunday on Field 3.
 Pool A 1st Place will play Pool B 1st Place in a Championship match at 7:00 pm on Sunday on Field 4.

Pool standing is based on Total Points.
 In the event of a tie, use the following tie break procedure:
 1. Head to Head
 2. Fewest goals allowed
 3. Fewest red and yellow cards
 4. Highest goal differential (max. 3 per game)
 5. Coin Toss

BU 19 Playoffs



Citrus Classic 2008

Girls Under 19 Pool Standings				Game #1			Game #2			Total			
Team ID	Region	Team Name	Coach	Scored	Allowed	Points	Scored	Allowed	Points	Scored	Allowed	Points	Place
GU19-A1	820	Menifee	Davis	vs GU19-A3			vs GU19-A2			3	3	10	1
				2	0	9	1	3	1				
GU19-A2	50	Redlands United	McCarty	vs GU19-A3			vs GU19-A1			3	4	9	3
				0	3	0	3	1	9				
GU19-A3	665	Victorville	Cheney	vs GU19-A2			vs GU19-A1			3	2	10	2
				3	0	10	0	2	0				
GU19-B1	583	South Ontario	Freude	vs GU19-B3			vs GU19-B2			2	11	2	3
				1	6	1	1	5	1				
GU19-B2	32	Upland Titans	Avenetti	vs GU19-B3			vs GU19-B1			6	4	10	2
				1	3	1	5	1	9				
GU19-B3	88	Glendale	Bagheri	vs GU19-B2			vs GU19-B1			9	2	18	1
				3	1	9	6	1	9				

Pool A 3rd Place will play Pool B 3rd Place at 5:30 pm on Sunday on Field 6 in a Friendly.
 Pool A 2nd Place will play Pool B 2nd Place in a Bronze Medal match at 7:00 pm on Sunday on Field 5.
 Pool A 1st Place will play Pool B 1st Place in a Championship match at 7:00 pm on Sunday on Field 6.

Pool standing is based on Total Points.
 In the event of a tie, use the following tie break procedure:
 1. Head to Head
 2. Fewest goals allowed
 3. Fewest red and yellow cards
 4. Highest goal differential (max. 3 per game)
 5. Coin Toss

GU 19 Playoffs

